

【From your app】

① Download an interprefy app

Download an app by scanning the QR code below or connecting to "Google Play Store" or "App store" and search for "interprefy". *Free



【From a browser】

① Log in with internet browser

If you wish to use a PC or cannot download an app, scan the QR code below or access to the link below.

*Google Chrome recommended.

Login link


<https://interprefy.interpret.world/user/sign-in>

Click "Log in" on the above from the homepage.



② Enter your provided token and click "CONNECT".

Token :
XXXXXXXX



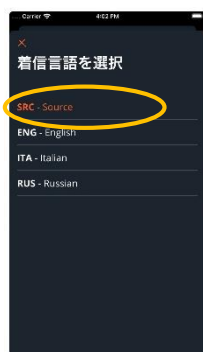
② Enter your provided token and click "CONNECT".

Token :
XXXXXXXX



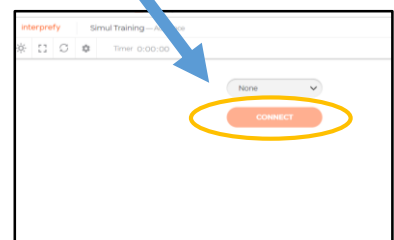
③ Select your language.

Select your preferred language.



③ Select your language.

Select your preferred language.



【NOTE】

- Bluetooth or wireless earphones are NOT RECOMMENDED.
- The sound may be breaking up if Wi-Fi or your carrier network is not strong enough.

***interprefy may be unavailable on browsers on some types of smartphones or tablets. We recommend downloading the app when you use a smartphone or tablet.**

【IMPORTANT NOTICE】

● We recommend downloading this application. If you can't download it technically, you can access it from browser. When you use it from browser, please use Google Chrome not Internet Explorer.



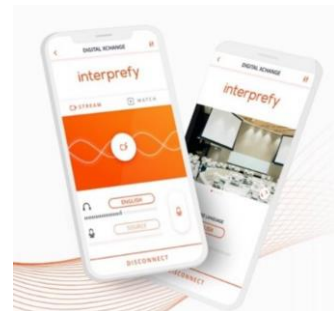
● In addition to the computer to you use for the Web meeting, please also have another device for listening to the interpreter's voice.

● From the application “interprefy”, you can listen to only the interpreter's voice, please listen to the web meeting' voice from the PC which you use for the web meeting.

PC for Web meeting

&

Another device
for interprefy



You can listen to Web Meeting's voice

Please speak to WebEx(PC),
When you want to speak.

You can listen to only the interpreter's voice.

**DO NOT SPEAK TO interprefy,
when you want to speak.**

● Please use an earphone when using this app so that PC for WebEx won't catch the interpreter's voice.



● Please make sure your microphone of Web meeting is always on mute, only opening it when it is your turn to speak.



Always



When you speak on Web Meeting,
please open the microphone